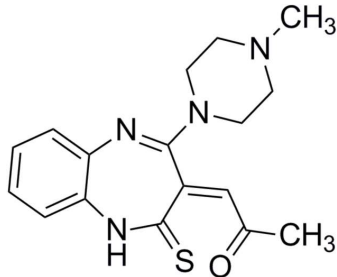
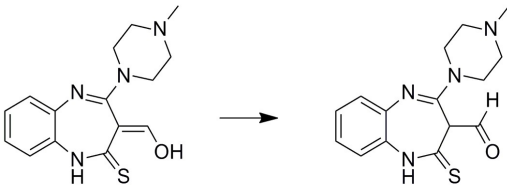
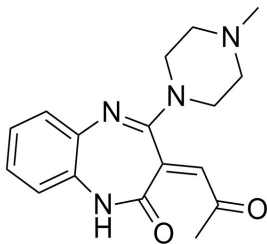
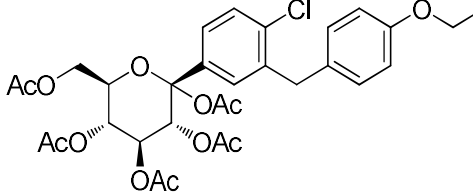
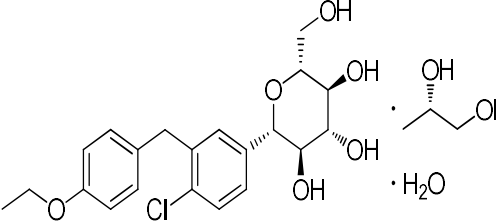
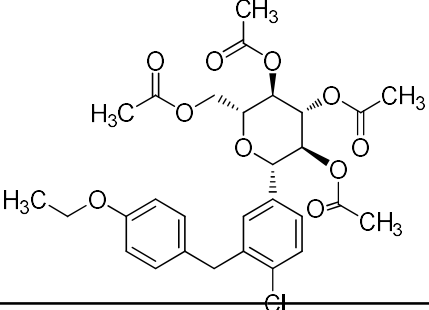


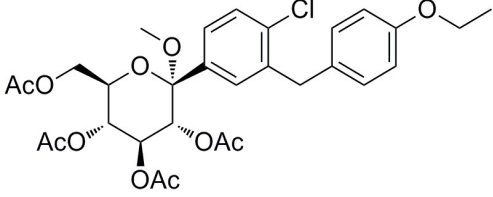
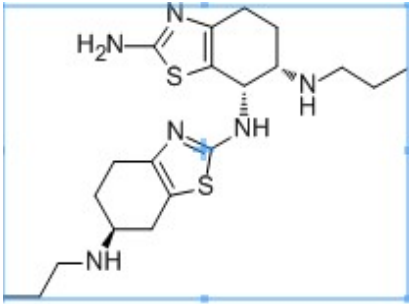
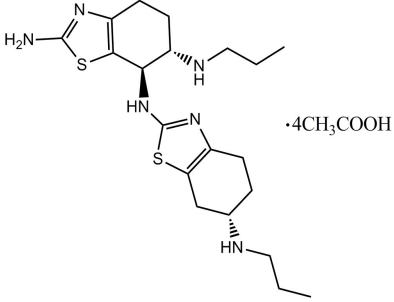

Featured Products

Catalog #	Product Name	CAS#	Structure	Stock Information
O0001.10	Olanzapine Thiolactam	1017241-36-9	 <p>The structure shows a benzothiazine ring system with a methylpiperazine group at the 4-position and a 4-methyl-5-thio-2-pyridylmethylidene group at the 2-position.</p>	In stock
O0001.20	Olanzapine Hydroxymethylidene	1320360-86-8	 <p>The reaction shows the conversion of Olanzapine Hydroxymethylidene (left) to Olanzapine Thiolactam (right). The hydroxyl group on the hydroxymethylidene is replaced by a sulfur atom, forming a thiolactam ring.</p>	In stock
O0001.08	Olanzapine Lactam	1017241-34-7	 <p>The structure shows a benzothiazine ring system with a methylpiperazine group at the 4-position and a 4-acetyl-5-thio-2-pyridylmethylidene group at the 2-position.</p>	In stock

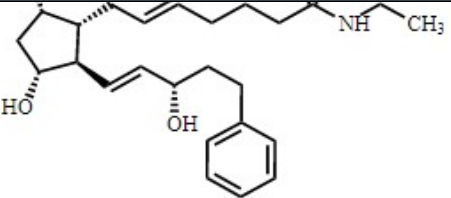
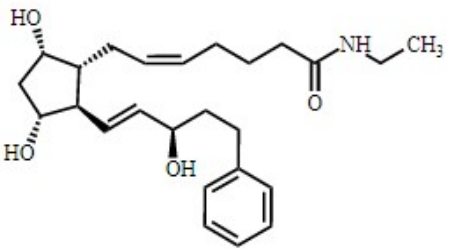
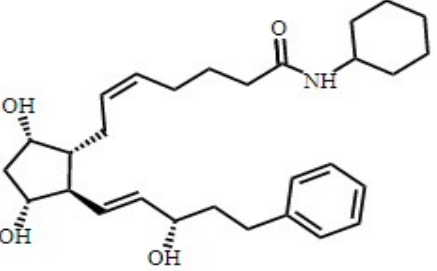
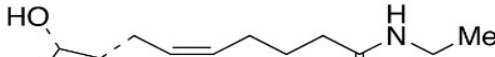
Featured Products

Catalog #	Product Name	CAS#	Structure	Stock Information
D0071.61	Dapagliflozin Impurity 61	N/A		In stock
D0071.67	Dapagliflozin Impurity 67	N/A		In stock
D0071.26	Dapagliflozin Impurity 26	461432-25-7		In stock

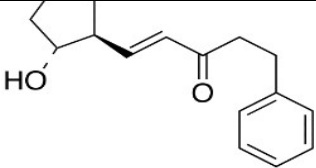
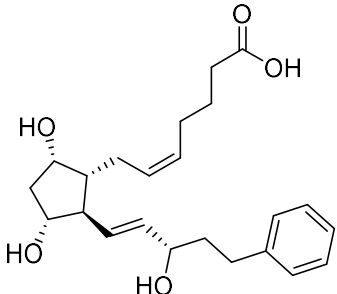
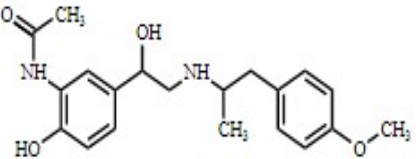

Featured Products

Catalog #	Product Name	CAS#	Structure	Stock Information
D0071.32	Dapagliflozin Impurity 32	N/A		In stock
P0009.69	Pramipexole Dimer Impurity 7 (BI-II828BS)	N/A		In stock
P0009.68	Pramipexole Dimer Impurity 8 (BI-II786BS)	N/A		In stock
				

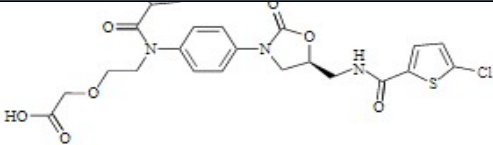
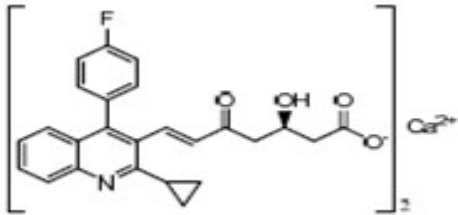
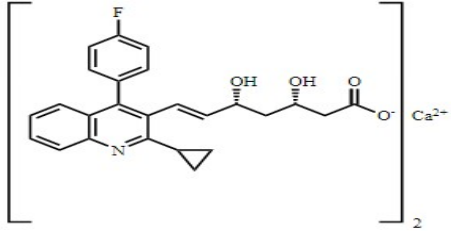
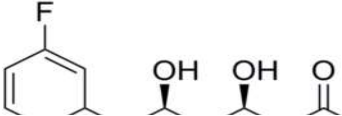
Featured Products

Catalog #	Product Name	CAS#	Structure	Stock Information
B0052.02	5,5-trans bimatoprost	1163135-95-2	 <p>The structure shows a cyclopentane ring with two hydroxyl groups (one dashed, one wedged) and a propyl chain. The propyl chain is connected to a trans-alkene, which is further connected to another trans-alkene. This second trans-alkene is connected to a propyl chain that ends in a methylamino group (-NHCH₃).</p>	In stock
B0052.01	15(R) Bimatoprost	1163135-92-9	 <p>The structure shows a cyclopentane ring with two hydroxyl groups (one dashed, one wedged) and a propyl chain. The propyl chain is connected to a trans-alkene, which is further connected to another trans-alkene. This second trans-alkene is connected to a propyl chain that ends in a methylamide group (-NHCH₃).</p>	In stock
B0052.08	Bimatoprost cyclohexyl amide	N/A	 <p>The structure shows a cyclopentane ring with two hydroxyl groups (one dashed, one wedged) and a propyl chain. The propyl chain is connected to a trans-alkene, which is further connected to another trans-alkene. This second trans-alkene is connected to a propyl chain that ends in a cyclohexylamide group (-NH-cyclohexyl).</p>	In stock
			 <p>Partial structure showing a hydroxyl group (HO) and a methylamino group (H N Me) connected to a propyl chain.</p>	

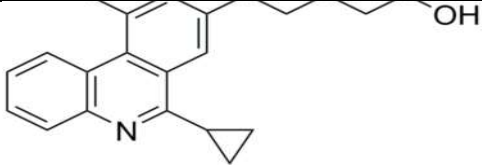
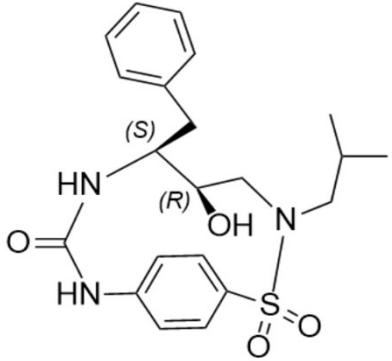
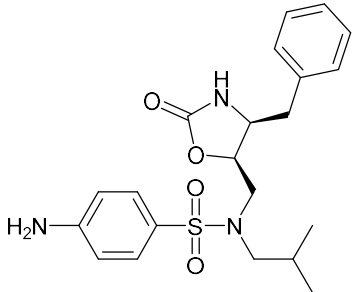
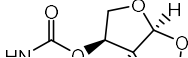
Featured Products

Catalog #	Product Name	CAS#	Structure	Stock Information
B0052.03	15-keto bimatoprost	1163135-96-3	 <p>The structure shows a cyclopentane ring with two hydroxyl groups (one wedged, one dashed) and a propenyl chain. The propenyl chain is substituted with a 2-phenylacetamido group and a 2-hydroxyethyl group.</p>	In stock
B0052.04	Bimatoprost free acid	38344-08-0	 <p>The structure shows a cyclopentane ring with two hydroxyl groups (one wedged, one dashed) and a propenyl chain. The propenyl chain is substituted with a 2-phenylacetamido group and a 2-hydroxyethyl group. A long-chain carboxylic acid group is attached to the propenyl chain.</p>	In stock
A0131.01	Arformoterol Impurity 1	1795135-61-3	 <p>The structure shows a central benzene ring with a hydroxyl group, an acetamido group, and a propyl chain. The propyl chain is substituted with a methyl group and a 4-methoxyphenyl group.</p>	In stock
			 <p>The structure shows a thiazole ring with a chlorine atom at the 4-position.</p>	

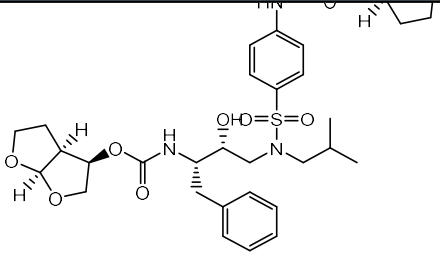
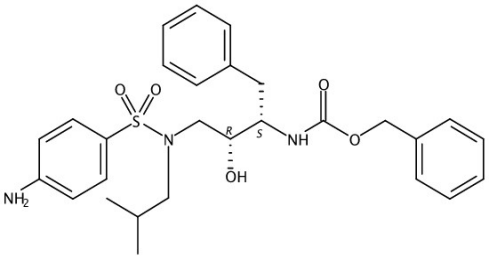
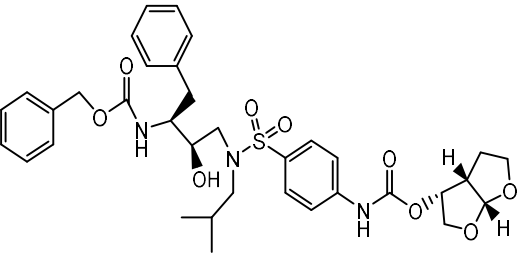
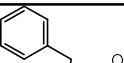
Featured Products

Catalog #	Product Name	CAS#	Structure	Stock Information
R0026.62	Rivaroxaban Impurity 62	1151893-81-0		In stock
P0071.02	Pitavastatin 5-oxo Impurity	222306-15-2 (free base)		In stock
P0071.10	(3S,5R)-Pitavastatin Calcium Salt	254452-88-5		In stock
				

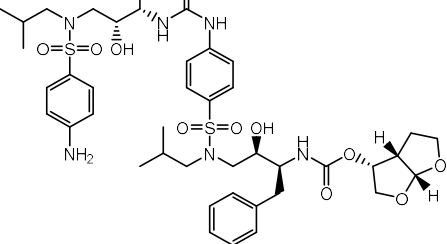
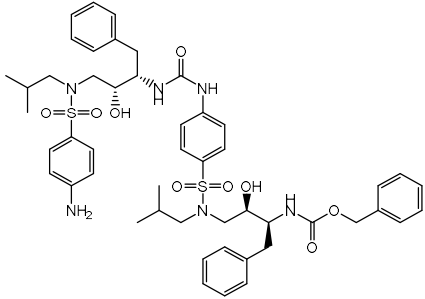
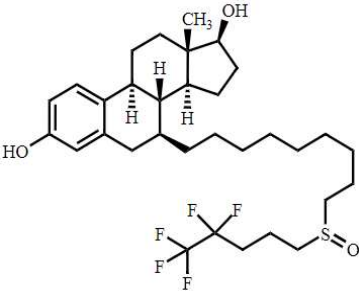
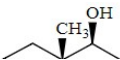
Featured Products

Catalog #	Product Name	CAS#	Structure	Stock Information
P0071.51	Pitavastatin Impurity 41	1187966-93-3		In stock
D0055.18	Darunavir Impurity 15 (Darunavir Urea Impurity)	N/A		In stock
D0055.12	Darunavir Impurity 9	1418639-27-6		In stock
				

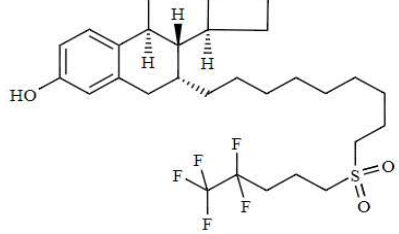
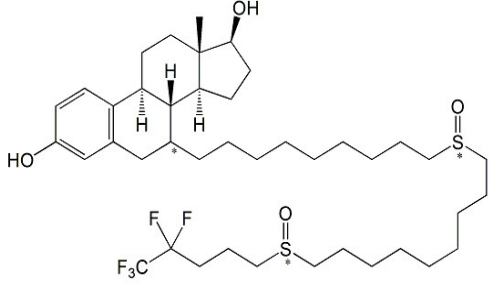
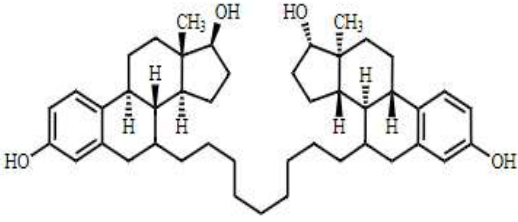
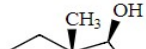
Featured Products

Catalog #	Product Name	CAS#	Structure	Stock Information
D0055.10	Darunavir Impurity 7 (Darunavir Furan dimer Impurity)	1971057-59-6	 <p>The structure shows a central carbon atom bonded to a furan ring, a hydroxyl group, a benzyl group, and a side chain containing a sulfonamide group and a piperidine ring.</p>	In stock
D0055.23	Darunavir Impurity 20 (Darunavir CBZ Amino Impurity)	159005-61-5	 <p>The structure features a piperidine ring with an amino group and a methyl group, connected via a side chain to a benzyl carbamate group and a hydroxyl group.</p>	In stock
D0055.17	Darunavir Impurity 14 (Darunavir CBZ Furan Impurity)	N/A	 <p>The structure is a complex molecule containing a furan ring, a piperidine ring, a sulfonamide group, and a benzyl carbamate group.</p>	In stock
			 <p>A small chemical structure fragment consisting of a benzene ring with a methyl group and a hydroxyl group.</p>	

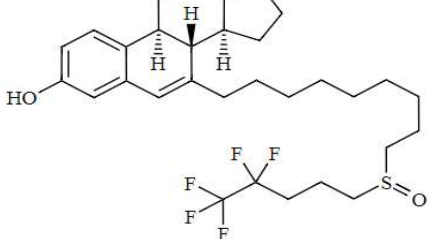
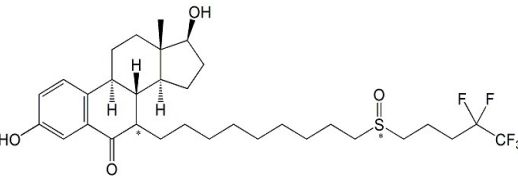
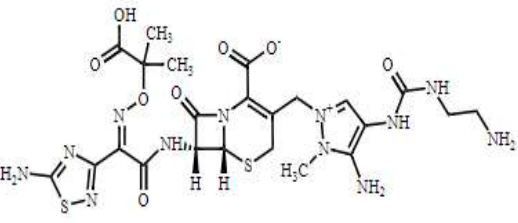

Featured Products

Catalog #	Product Name	CAS#	Structure	Stock Information
D0055.24	Darunavir Impurity 21 (Darunavir Amino Dimer Impurity)	N/A		In stock
D0055.25	Darunavir Impurity 22 (Darunavir CBZ Urea Impurity)	N/A		In stock
F0025.01	Fulvestrant EP Impurity A	407577-53-1		In stock
				

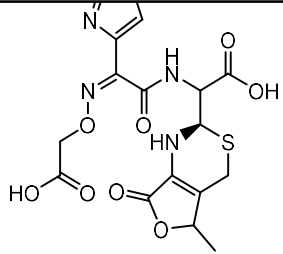
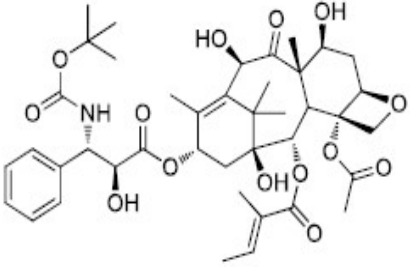
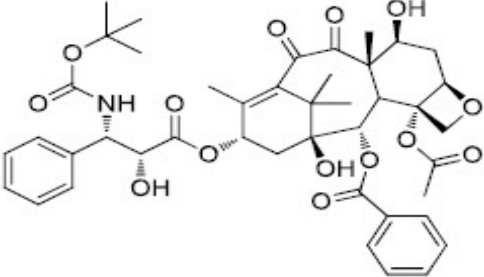

Featured Products

Catalog #	Product Name	CAS#	Structure	Stock Information
F0025.07	Fulvestrant EP Impurity B	98008-06-1		In stock
F0025.02	Fulvestrant EP Impurity C	N/A		In stock
F0025.27	Fulvestrant EP Impurity D	N/A		In stock
				

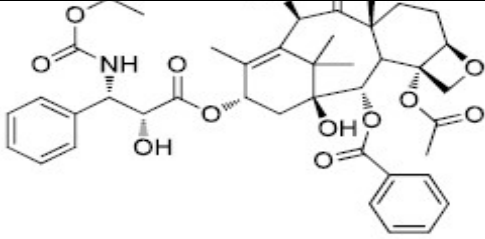
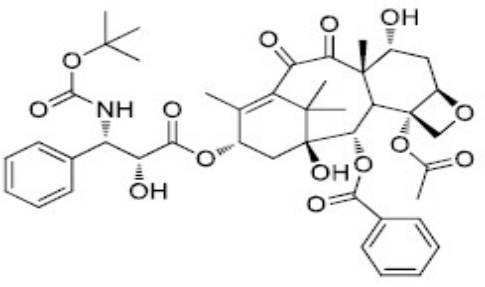
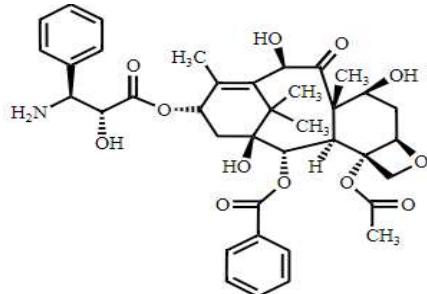
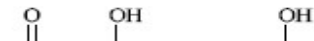
Featured Products

Catalog #	Product Name	CAS#	Structure	Stock Information
F0025.04	Fulvestrant EP Impurity E	2170200-14-1	 <p>The structure shows a steroid nucleus with a hydroxyl group at C3, a double bond at C4, and a decyl chain at C17. The decyl chain is terminated by a sulfonyl group (-SO₂-) attached to a 1,1,1,2,2-pentafluoroethyl group.</p>	In stock
F0025.32	Fulvestrant EP Impurity F	N/A	 <p>The structure shows a steroid nucleus with a hydroxyl group at C3, a ketone at C4, and a decyl chain at C17. The decyl chain is terminated by a sulfonyl group (-SO₂-) attached to a 1,1,1-trifluoroethyl group.</p>	In stock
C0264.00	Ceftolozane	689293-68-3	 <p>The structure shows a complex bicyclic core with a thiazolidine ring fused to a dihydrothiazine ring. It features a methyl group, a hydroxyl group, and a carboxylate group on the thiazolidine ring, and a methyl group, an amino group, and a primary amide group on the dihydrothiazine ring.</p>	In stock
			 <p>The structure shows a thioamide group: H₂N-C(=S)-NH₂.</p>	

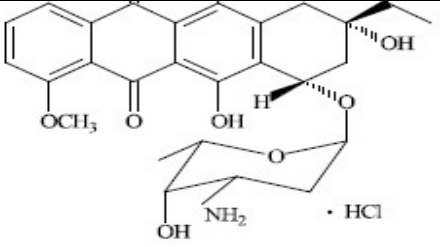
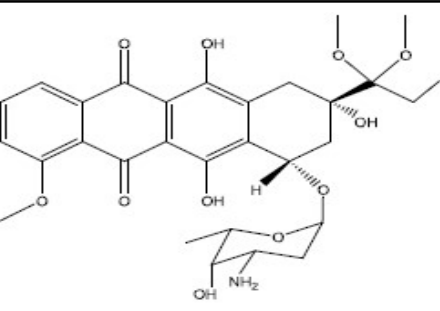
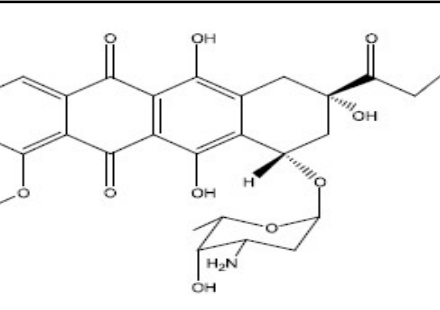

Featured Products

Catalog #	Product Name	CAS#	Structure	Stock Information
C0034.53	Cefixime Impurity 29 -Cefixime Delactam Lactone	N/A		In stock
D0025.02	Docetaxel EP Impurity A	1887057-05-7		In stock
D0025.07	Docetaxel EP Impurity B	167074-97-7		In stock
				

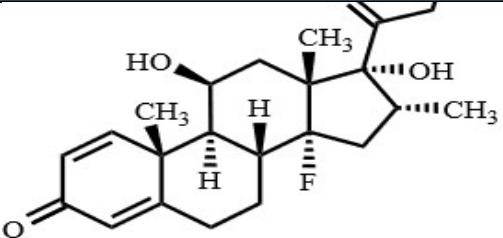
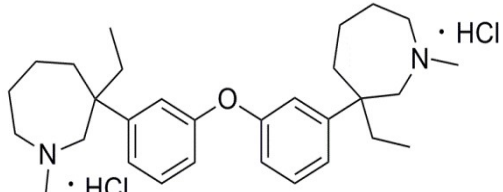
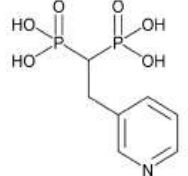

Featured Products

Catalog #	Product Name	CAS#	Structure	Stock Information
D0025.03	Docetaxel EP Impurity C	153381-68-1	 <p>The structure shows a taxane core with a phenylacetate group at C-13, a hydroxyl group at C-10, and a tert-butyl ester group at C-4. The side chain at C-13 is a 1-phenylethyl-2-hydroxyethyl group.</p>	In stock
D0025.04	Docetaxel EP Impurity D	162784-72-7	 <p>The structure is similar to Impurity C but features a tert-butyl ester group at C-4 instead of a hydroxyl group. The side chain at C-13 is a 1-phenylethyl-2-hydroxyethyl group.</p>	In stock
D0025.71	Docetaxel Impurity 56 (N-DesBoc Docetaxel)	133524-69-3	 <p>The structure shows a taxane core with a primary amine group at C-13, a hydroxyl group at C-10, and a methyl ester group at C-4. The side chain at C-13 is a 1-phenylethyl-2-hydroxyethyl group.</p>	In stock
			 <p>A small chemical structure fragment showing a carbonyl group (C=O) and two hydroxyl groups (OH) attached to a carbon atom.</p>	

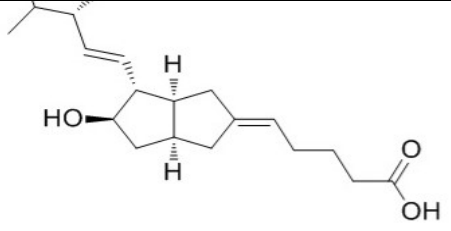
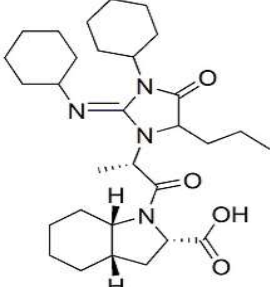
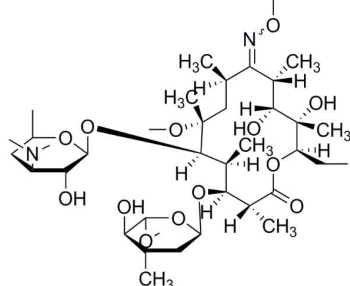
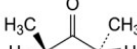
Featured Products

Catalog #	Product Name	CAS#	Structure	Stock Information
D0057.01	Daunorubicin EP Impurity B (Daunorubicinol)	N/A		In stock
D0057.03	Daunorubicin HCl 14-Bromo Ketal	N/A		In stock
D0057.02	14-Bromo Daunorubicin HCl	N/A		In stock
				

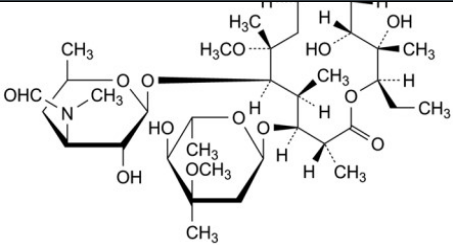
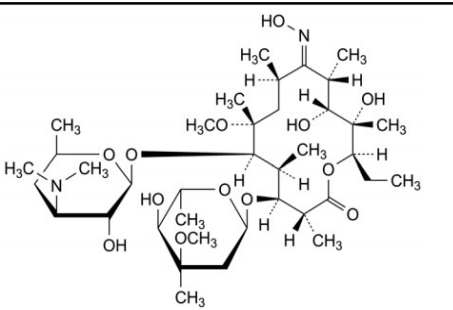
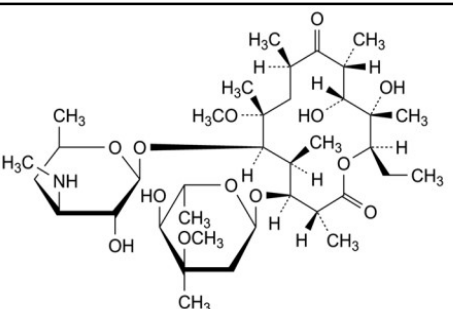

Featured Products

Catalog #	Product Name	CAS#	Structure	Stock Information
D0023.12	Dexamethasone EP Impurity A	N/A	 <p>The structure shows a steroid nucleus with a ketone at C3, a double bond between C4 and C5, a methyl group at C10, a hydroxyl group at C11, a fluorine atom at C13, a methyl group at C14, a hydroxyl group at C15, and a methyl group at C16. A side chain at C17 includes a methyl group and a double bond.</p>	In stock
M0081.05	Meptazinol BP Impurity D DiHCl	1883577-02-3 (free base)	 <p>The structure shows two piperazine rings connected via a biphenyl system. Each piperazine ring has an ethyl group and a hydrogen chloride counterion.</p>	In stock
R0008.08	Risedronate Related Compound C	75755-10-1	 <p>The structure shows a central carbon atom bonded to two phosphonic acid groups and a 3-pyridylmethyl group.</p> <p>[2-(Pyridin-3-yl)ethylidene]bis(phosphonic acid)</p>	In stock
			 <p>The structure shows a prop-2-en-1-ol molecule.</p>	

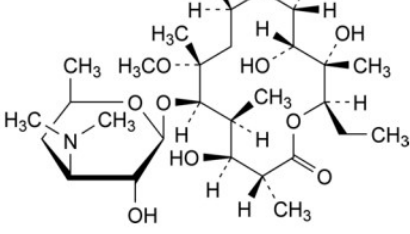
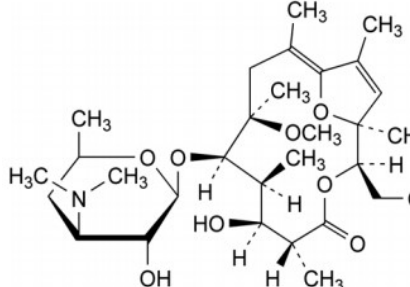
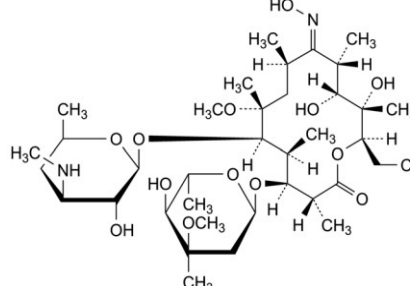
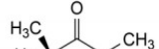
Featured Products

Catalog #	Product Name	CAS#	Structure	Stock Information
I0093.00	Iloprost	78919-13-8	 <p>The structure of Iloprost is a bicyclic molecule consisting of two fused five-membered rings. It features a hydroxyl group (-OH) on the left ring, a hydrogen atom (H) on the bridgehead carbon, and a hydrogen atom (H) on the right ring. A side chain is attached to the right ring, consisting of a double bond followed by a propyl chain ending in a carboxylic acid group (-COOH).</p>	In stock
P0004.08	Perindopril EP Impurity H	353777-64-7	 <p>The structure of Perindopril EP Impurity H is a complex molecule with two piperidine rings. One piperidine ring is connected to a nitrogen atom that is part of a five-membered ring containing a carbonyl group and a propyl chain. The second piperidine ring is connected to a nitrogen atom that is also part of a five-membered ring containing a carbonyl group and a carboxylic acid group (-COOH).</p>	In stock
C0046.19	Clarithromycin EP Impurity G	107216-09-1	 <p>The structure of Clarithromycin EP Impurity G is a large, complex molecule with multiple rings, including a 14-membered macrolide ring and a 13-membered bicyclic ring system. It features several methyl groups (-CH₃), hydroxyl groups (-OH), and a nitro group (-NO₂).</p>	In stock
			 <p>A small chemical structure fragment showing a central carbon atom bonded to a methyl group (-CH₃) and a carboxylic acid group (-COOH).</p>	

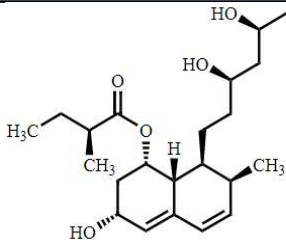
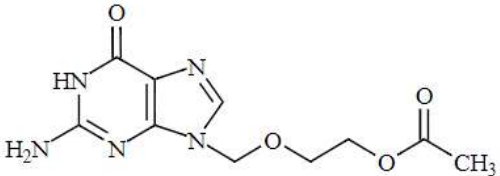
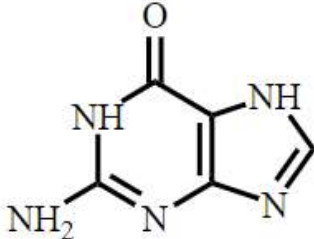
Featured Products

Catalog #	Product Name	CAS#	Structure	Stock Information
C0046.04	Clarithromycin EP Impurity H	127140-69-6	 <p>The structure shows a clarithromycin molecule with a methyl group at the 13-position of the 14-membered macrolide ring. The 14-membered ring has a methyl group at C-13, a methoxy group at C-14, and a methyl group at C-15. The 14-membered ring is linked to a 13-membered lactone ring which has a methyl group at C-11 and a methyl group at C-12. The 13-membered ring has a methyl group at C-11, a methyl group at C-12, and a methyl group at C-13. The 13-membered ring is linked to a 14-membered macrolide ring which has a methyl group at C-13, a methoxy group at C-14, and a methyl group at C-15.</p>	In stock
C0046.01	Clarithromycin EP Impurity C	127253-06-9	 <p>The structure shows a clarithromycin molecule with a methyl group at the 13-position of the 14-membered macrolide ring. The 14-membered ring has a methyl group at C-13, a methoxy group at C-14, and a methyl group at C-15. The 14-membered ring is linked to a 13-membered lactone ring which has a methyl group at C-11 and a methyl group at C-12. The 13-membered ring has a methyl group at C-11, a methyl group at C-12, and a methyl group at C-13. The 13-membered ring is linked to a 14-membered macrolide ring which has a methyl group at C-13, a methoxy group at C-14, and a methyl group at C-15.</p>	In stock
C0046.02	Clarithromycin EP Impurity D	101666-68-6	 <p>The structure shows a clarithromycin molecule with a methyl group at the 13-position of the 14-membered macrolide ring. The 14-membered ring has a methyl group at C-13, a methoxy group at C-14, and a methyl group at C-15. The 14-membered ring is linked to a 13-membered lactone ring which has a methyl group at C-11 and a methyl group at C-12. The 13-membered ring has a methyl group at C-11, a methyl group at C-12, and a methyl group at C-13. The 13-membered ring is linked to a 14-membered macrolide ring which has a methyl group at C-13, a methoxy group at C-14, and a methyl group at C-15.</p>	In stock
			 <p>The structure shows the chemical structure of acetone, which is a three-carbon chain with a double-bonded oxygen atom on the central carbon. The structure is labeled with H₃C, O, and CH₃.</p>	

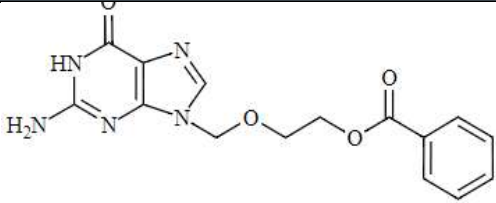
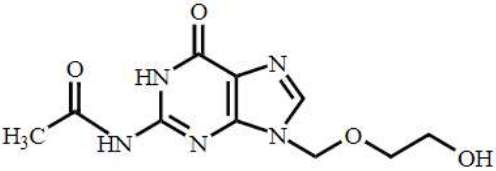
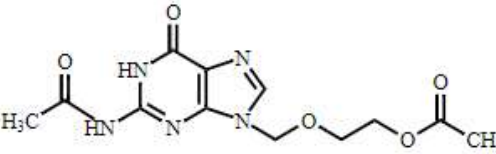
Featured Products

Catalog #	Product Name	CAS#	Structure	Stock Information
C0046.05	Clarithromycin EP Impurity I	118058-74-5	 <p>The structure shows a clarithromycin core with a methyl group at C-13 and a methyl ester group at C-6. The 14-membered macrolide ring is substituted with a methyl group at C-11 and a methyl ester group at C-12. The 13-membered tetrahydropyridine ring is substituted with a methyl group at C-8 and a methyl ester group at C-9.</p>	In stock
C0046.09	Clarithromycin EP Impurity K	127157-35-1	 <p>The structure shows a clarithromycin core with a methyl group at C-13 and a methyl ester group at C-6. The 14-membered macrolide ring is substituted with a methyl group at C-11 and a methyl ester group at C-12. The 13-membered tetrahydropyridine ring is substituted with a methyl group at C-8 and a methyl ester group at C-9.</p>	In stock
C0046.07	Clarithromycin EP Impurity M	127182-43-8	 <p>The structure shows a clarithromycin core with a methyl group at C-13 and a methyl ester group at C-6. The 14-membered macrolide ring is substituted with a methyl group at C-11 and a methyl ester group at C-12. The 13-membered tetrahydropyridine ring is substituted with a methyl group at C-8 and a methyl ester group at C-9.</p>	In stock
			 <p>The structure shows a small impurity, likely a methyl ketone derivative, with a methyl group at C-1 and a methyl group at C-3.</p>	

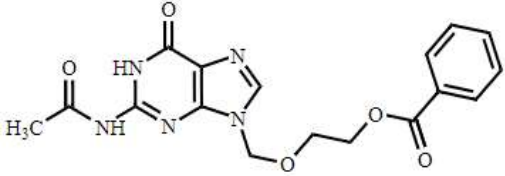
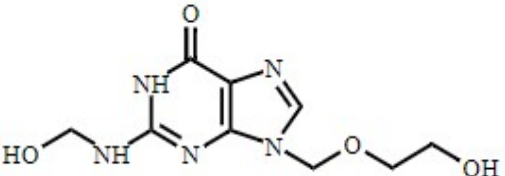
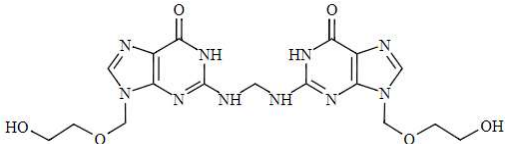
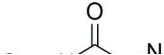
Featured Products

Catalog #	Product Name	CAS#	Structure	Stock Information
P0070.03	6-epi Pravastatin Sodium Salt	81176-41-2	 <p>The structure shows a complex polycyclic molecule with a decalin core. It features a hydroxyl group at the 6-position, a methyl group at the 10-position, and a side chain at the 3-position containing a methyl group, a hydroxyl group, and a propyl chain with another hydroxyl group. A sodium salt is indicated by the 'Sodium Salt' in the product name.</p>	In stock
A0003.01	Aciclovir EP Impurity A	102728-64-3	 <p>The structure is a purine derivative. It features a primary amine group at the 6-position, a carbonyl group at the 2-position, and a side chain at the 9-position consisting of a methylene group, an oxygen atom, a propyl chain, and an acetate group.</p>	In stock
A0003.02	Aciclovir EP Impurity B	73-40-5	 <p>The structure is a purine derivative. It features a primary amine group at the 6-position, a carbonyl group at the 2-position, and a primary amine group at the 9-position.</p>	In stock

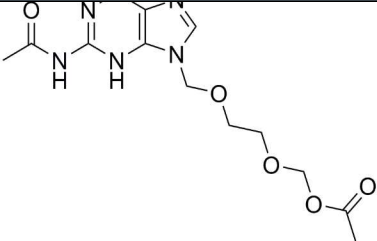
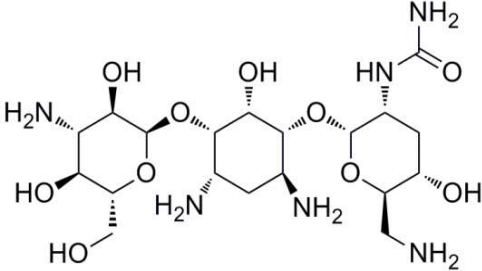
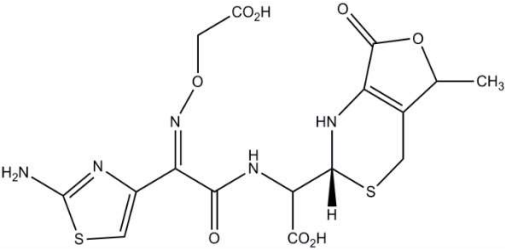

Featured Products

Catalog #	Product Name	CAS#	Structure	Stock Information
A0003.04	Aciclovir EP Impurity D	59277-91-7	 <chem>CC(=O)OCCN1C=NC2=C(N1)C(=O)N=C2N</chem>	In stock
A0003.06	Aciclovir EP Impurity F	110104-37-5	 <chem>CC(=O)Nc1nc2nc3c(nc1=O)nc3OCCO</chem>	In stock
A0003.07	Aciclovir EP Impurity G	75128-73-3	 <chem>CC(=O)Nc1nc2nc3c(nc1=O)nc3OCCOC(=O)C</chem>	In stock

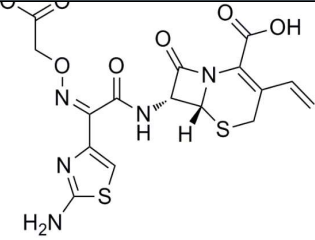
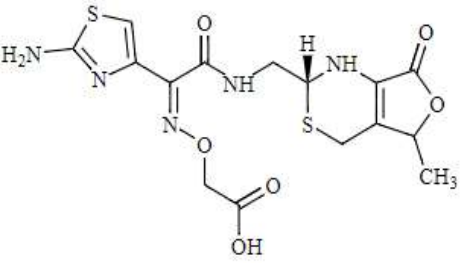
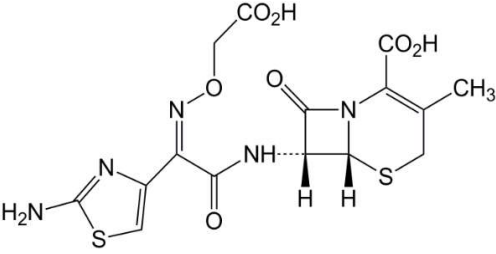
Featured Products

Catalog #	Product Name	CAS#	Structure	Stock Information
A0003.08	Aciclovir EP Impurity H	133186-23-9		In stock
A0003.23	Acyclovir EP Impurity O	2190509-40-9		In stock
A0003.15	Acyclovir EP Impurity K	1797131-64-6		In stock
				

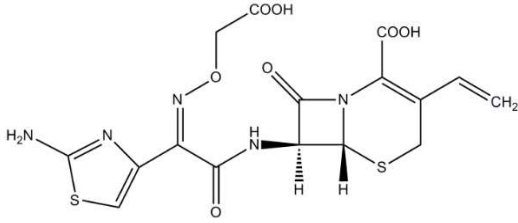
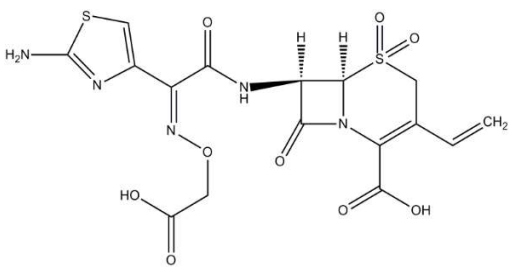
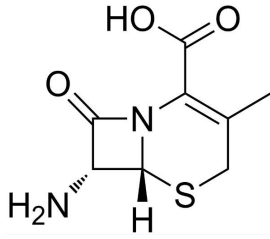

Featured Products

Catalog #	Product Name	CAS#	Structure	Stock Information
A0003.22	Acyclovir EP Impurity N	N/A	 <p>The structure shows a guanine ring system with an acetyl group at the 2-position and a 3-oxopropyl group at the 9-position, connected via a methylene bridge to a propyl chain that ends in an acetate ester group.</p>	In stock
T0073.02	Tobramycin Impurity 1	N/A	 <p>The structure depicts a heptamycin core consisting of three linked pyranose rings. It features multiple hydroxyl groups, primary amine groups, and a primary amide group.</p>	In stock
C0034.08	Cefixime EP impurity A	1614255-90-1	 <p>The structure shows a cephalexin core with a 3-amino-5-thiazolyl group at the 3-position and a 2-(2-oxo-3-methyl-5-oxo-1,4-dihydro-2H-tetrazol-5-yl)ethyl group at the 4-position.</p>	In stock
			 <p>A small chemical structure fragment consisting of a two-carbon chain with a methyl group on the second carbon.</p>	

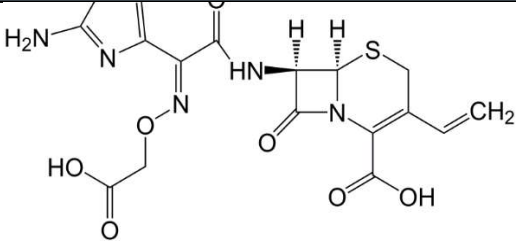
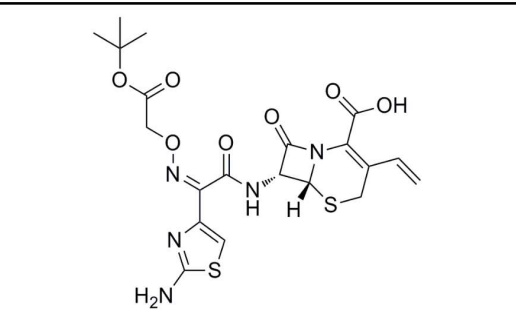
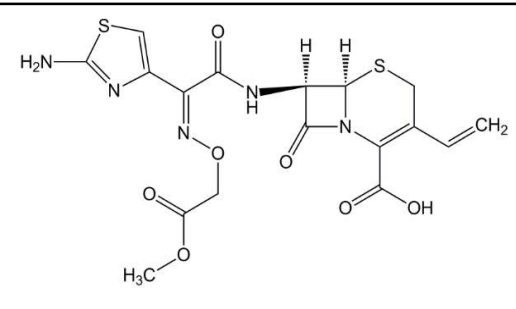
Featured Products

Catalog #	Product Name	CAS#	Structure	Stock Information
C0034.07	Cefixime EP Impurity F	79368-95-9	 <p>The structure shows a cephem nucleus with a 6-aminopenicillanic acid core. It features a 2-aminothiazole ring attached to the 3-position of the cephem ring via an imidazole ring. A propionic acid side chain is attached to the 4-position of the cephem ring.</p>	In stock
C0034.01	Cefixime EP Impurity B (Mixture of Diastereomers)	N/A	 <p>The structure shows a cephem nucleus with a 6-aminopenicillanic acid core. It features a 2-aminothiazole ring attached to the 3-position of the cephem ring via an imidazole ring. A propionic acid side chain is attached to the 4-position of the cephem ring. The stereochemistry at the 2-position of the cephem ring is unspecified, indicating a mixture of diastereomers.</p>	In stock
C0034.03	Cefixime EP Impurity E	72701-01-0	 <p>The structure shows a cephem nucleus with a 6-aminopenicillanic acid core. It features a 2-aminothiazole ring attached to the 3-position of the cephem ring via an imidazole ring. A propionic acid side chain is attached to the 4-position of the cephem ring. The stereochemistry at the 2-position of the cephem ring is unspecified, indicating a mixture of diastereomers.</p>	In stock

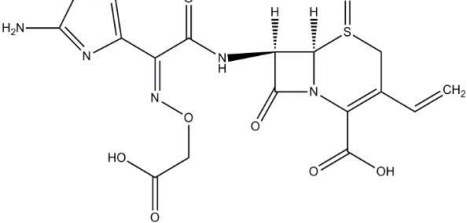
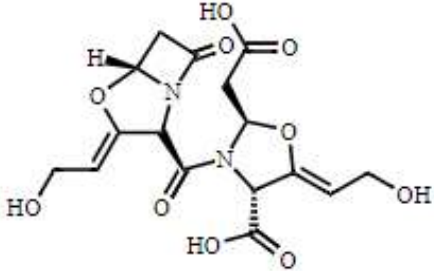
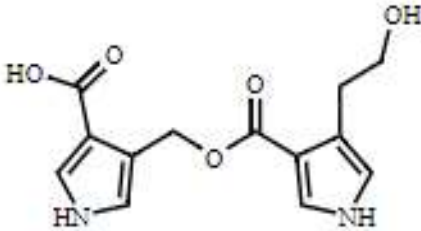
Featured Products

Catalog #	Product Name	CAS#	Structure	Stock Information
C0034.04	Cefixime Impurity C	108691-83-4	 <p>The structure shows a cephem nucleus with a 2-aminothiazolidine-4-carboxamide side chain. The 3-position of the cephem ring is substituted with a 2-(2-aminothiazol-4-yl)acetyl group. The 4-position is substituted with a propionic acid side chain. The 6-position is substituted with a prop-1-en-1-yl group.</p>	In stock
C0034.13	Cefixime Sulfone	N/A	 <p>The structure shows a cephem nucleus with a 2-aminothiazolidine-4-carboxamide side chain. The 3-position of the cephem ring is substituted with a 2-(2-aminothiazol-4-yl)acetyl group. The 4-position is substituted with a propionic acid side chain. The 6-position is substituted with a prop-1-en-1-yl group. A sulfone group is attached to the 2-position of the cephem ring.</p>	In stock
C0034.21	Cefixime Impurity 7	22252-43-3	 <p>The structure shows a cephem nucleus with a 2-aminothiazolidine-4-carboxamide side chain. The 3-position of the cephem ring is substituted with a propionic acid side chain. The 6-position is substituted with a prop-1-en-1-yl group.</p>	In stock
			 <p>A small chemical structure fragment consisting of a sulfur atom bonded to a carbon atom, which is also bonded to another sulfur atom.</p>	

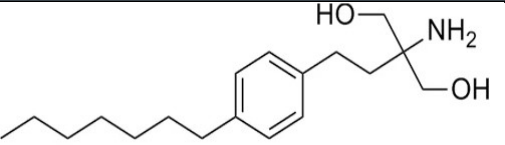
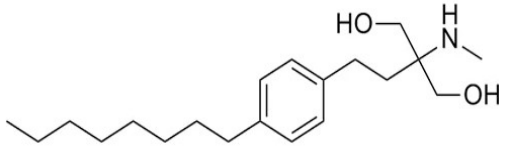
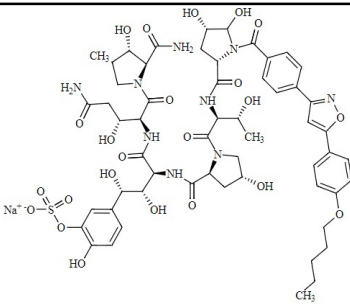
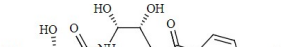
Featured Products

Catalog #	Product Name	CAS#	Structure	Stock Information
C0034.02	Cefixime EP Impurity D	97164-56-2	 <p>The structure shows a cephem nucleus with a 3-aminomethyl group, a 4-carboxylic acid group, and a 6-((1S)-1-((2S)-2-((2S)-2-oxo-1,2,3,4-tetrahydrophthalazine-5-carbonyl)oxy)acetyl)amino group.</p>	In stock
C0034.29	Cefixime Impurity 14	79368-92-6	 <p>The structure shows a cephem nucleus with a 3-allyl group, a 4-carboxylic acid group, and a 6-((1S)-1-((2S)-2-((2S)-2-oxo-1,2,3,4-tetrahydrophthalazine-5-carbonyl)oxy)acetyl)amino group.</p>	In stock
C0034.11	Cefixime Methyl Ester	88621-01-6	 <p>The structure shows a cephem nucleus with a 3-allyl group, a 4-carboxylic acid group, and a 6-((1S)-1-((2S)-2-((2S)-2-oxo-1,2,3,4-tetrahydrophthalazine-5-carbonyl)oxy)acetyl)amino group, where the carboxylic acid is in its methyl ester form.</p>	In stock

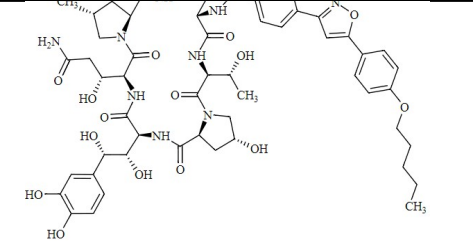
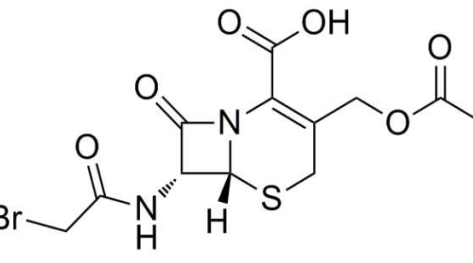
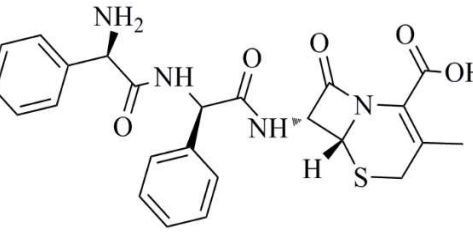
Featured Products

Catalog #	Product Name	CAS#	Structure	Stock Information
C0034.12	Cefixime Sulfoxide	1335555-87-7	 <p>The structure shows a cephem nucleus with a sulfoxide group at the 6-position, a 3-aminophenyl group at the 7-position, and a (2S)-2-(2-hydroxyethyl)oxoiminoacetamido group at the 3-position.</p>	In stock
P0034.05	Clavulanate Potassium EP impurity E	1260617-10-4	 <p>The structure is a complex bicyclic molecule with multiple hydroxyl groups and a carboxylic acid group, representing a specific impurity of clavulanate.</p>	In stock
P0034.06	Clavulanate Potassium EP impurity F	1260857-16-6	 <p>The structure shows two indazole rings connected by a methylene bridge, with a carboxylic acid group on one ring and a hydroxymethyl group on the other, representing another impurity of clavulanate.</p>	In stock

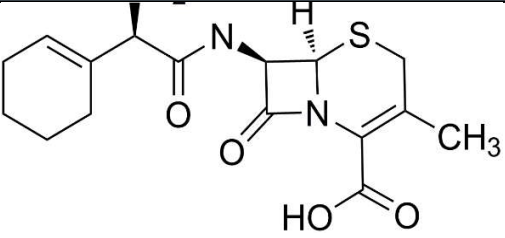
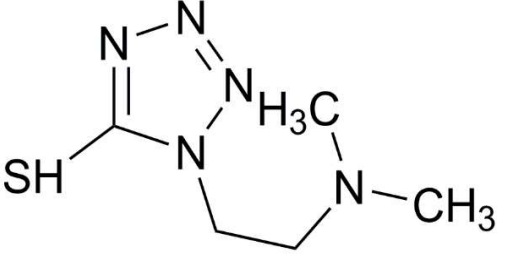
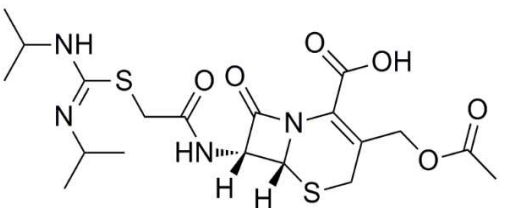
Featured Products

Catalog #	Product Name	CAS#	Structure	Stock Information
F0019.07	Fingolimod EP Impurity B (Fingolimod Heptyl Impurity)	745767-97-9		In stock
F0019.08	Fingolimod Methyl Impurity	162361-47-9		In stock
M0075.03	Micafungin Impurity A	N/A		In stock
				

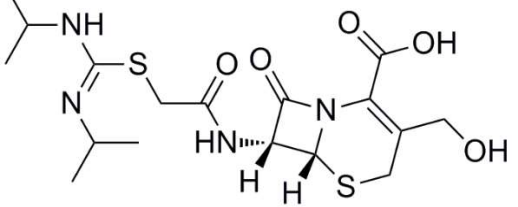
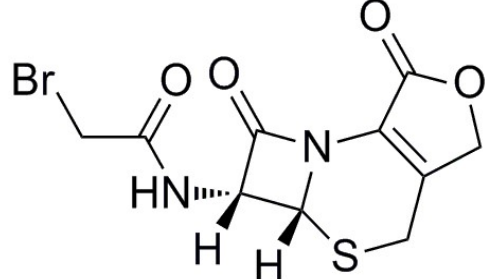
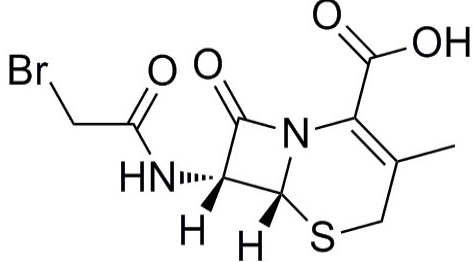
Featured Products

Catalog #	Product Name	CAS#	Structure	Stock Information
M0075.11	Micafungin Impurity D	539823-80-8	 <p>The structure shows a complex molecule with multiple hydroxyl groups, a methyl group, and a long alkoxy chain ending in a methyl group. It features a central ring system with various substituents.</p>	In stock
C0094.00	Cefathiamidine Impurity I	26973-80-8	 <p>The structure is a 6-aminopenicillanic acid derivative. It features a beta-lactam ring fused to a thiazolidine ring. Substituents include a bromoacetyl group on the amide nitrogen, a carboxylic acid group at the 6-position, and an acetoxyethyl group at the 3-position.</p>	In stock
C0024.06	Cephalexin (Cefalexin) EP Impurity C	72528-40-6	 <p>The structure shows a cephalexin molecule with a phenyl group attached to the 3-position of the thiazolidine ring and an amide linkage to a phenylalanine derivative at the 6-position.</p>	In stock
			<p style="text-align: center;">NH₂ ..</p>	

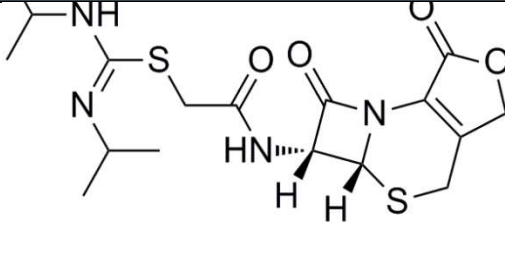
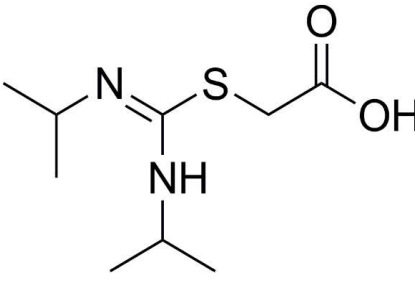
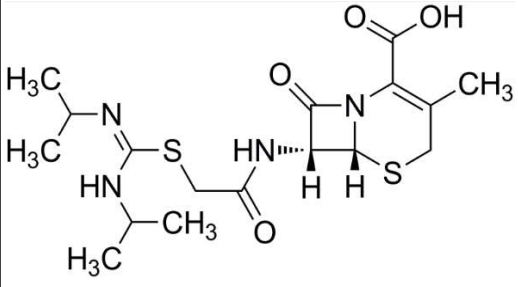
Featured Products

Catalog #	Product Name	CAS#	Structure	Stock Information
C0097.06	Cefradine Impurity 2	N/A		In stock
C0116.09	Cefotiam Impurity 17	N/A		In stock
C0094.02	Cefathiamidine Impurity 2	N/A		In stock

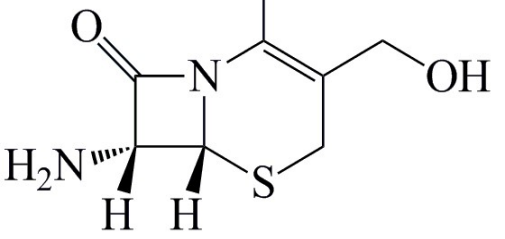
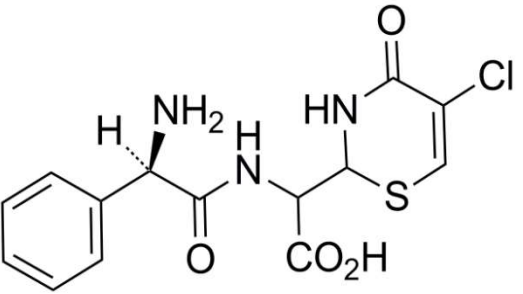
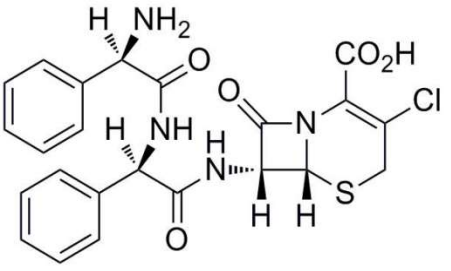
Featured Products

Catalog #	Product Name	CAS#	Structure	Stock Information
C0094.10	Cefathiamidine Impurity 10	N/A	 <p>The structure shows a cephem nucleus with a 2-isopropyl-5-isopropylthiazolidine-4-carboxamide group at position 3 and a 2-hydroxy-5-(2-hydroxyethyl)thiazolidine-4-carboxylic acid group at position 6.</p>	In stock
C0094.14	Cefathiamidine Impurity 14	N/A	 <p>The structure shows a cephem nucleus with a 2-bromomethyl-5-oxo-4,5-dihydrothiazolidine-3-carboxamide group at position 3 and a 2-oxo-1,3-dioxolane-5-carboxylic acid group at position 6.</p>	In stock
C0094.15	Cefathiamidine Impurity 15	N/A	 <p>The structure shows a cephem nucleus with a 2-bromomethyl-5-oxo-4,5-dihydrothiazolidine-3-carboxamide group at position 3 and a 2-carboxy-5-methylthiazolidine-4-carboxylic acid group at position 6.</p>	In stock

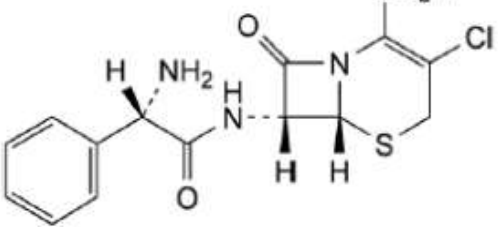
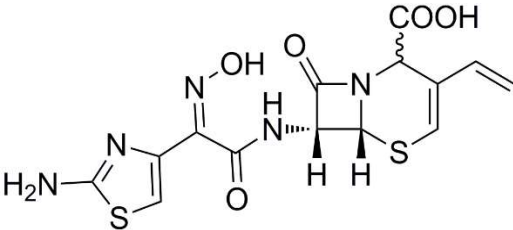
Featured Products

Catalog #	Product Name	CAS#	Structure	Stock Information
C0094.06	Cefathiamidine Impurity 6	905712-22-3	 <p>The structure shows a cephem nucleus with a 6-acylamino group and a 7-thioamido group. The 6-amino group is substituted with an isopropyl group. The 7-thioamido group is substituted with a 2-isopropyl-5-methyl-1,3,4-thiazolidin-2-ylmethyl group.</p>	In stock
C0094.16	Cefathiamidine Impurity 16	744191-99-9	 <p>The structure shows a 2-isopropyl-5-methyl-1,3,4-thiazolidin-2-ylmethyl group substituted with a 2-isopropyl-5-methyl-1,3,4-thiazolidin-2-ylmethyl group.</p>	In stock
C0094.17	Cefathiamidine Impurity 17	N/A	 <p>The structure shows a cephem nucleus with a 6-acylamino group and a 7-thioamido group. The 6-amino group is substituted with a 2-isopropyl-5-methyl-1,3,4-thiazolidin-2-ylmethyl group. The 7-thioamido group is substituted with a 2-isopropyl-5-methyl-1,3,4-thiazolidin-2-ylmethyl group.</p>	In stock
			COOH	

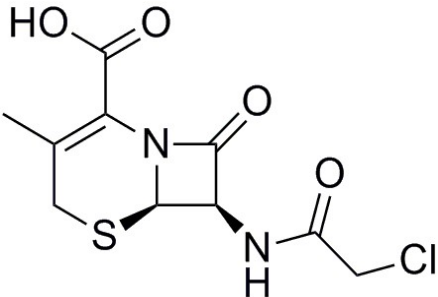

Featured Products

Catalog #	Product Name	CAS#	Structure	Stock Information
C0119.04	Cefmenoxime Impurity 4	15690-38-7		In stock
C0099.04	Cefaclor Impurity E	N/A		In stock
C0099.07	Cefaclor Impurity H	N/A		In stock
			CO ₂ H	

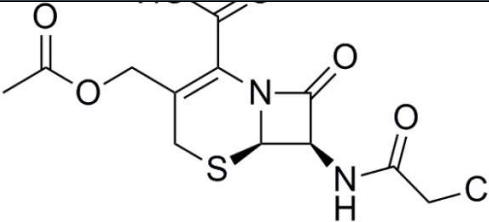
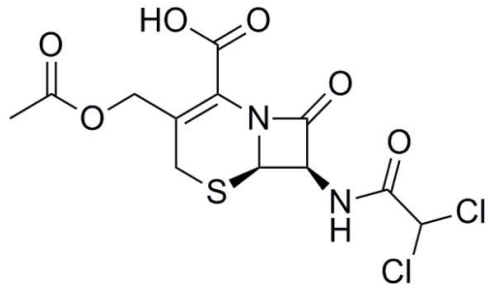
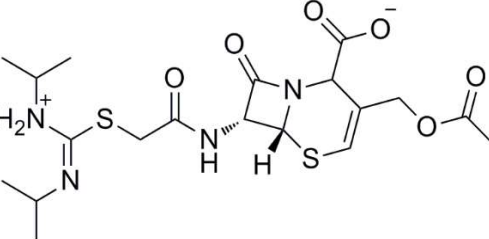
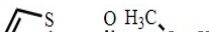
Featured Products

Catalog #	Product Name	CAS#	Structure	Stock Information
C0099.02	Cefaclor Impurity C	143059-69-2	 <p>The structure shows a cephem nucleus (a six-membered ring with a sulfur atom and a nitrogen atom) substituted with a chlorine atom at the 7-position. Attached to the 3-position of the nucleus is a side chain consisting of a carbonyl group, a chiral center with a hydrogen atom pointing up and an amino group (NH₂) pointing down, and a phenyl ring.</p>	In stock
C0052.12	Cefdinir impurity F	N/A	 <p>The structure shows a cephem nucleus substituted with a carboxylic acid group (COOH) at the 7-position and a vinyl group at the 6-position. Attached to the 3-position is a side chain containing a carbonyl group, a hydroxyl group (OH) on the nitrogen, and a thiazole ring substituted with an amino group (H₂N).</p>	In stock
C0052.33	Cefdinir impurity IJKL mixture	N/A		In stock

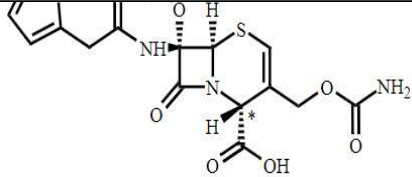
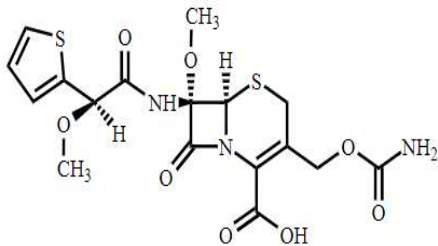
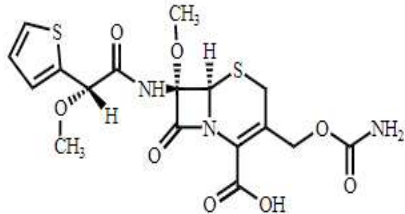
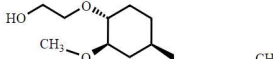
Featured Products

Catalog #	Product Name	CAS#	Structure	Stock Information
C0052.34	Cefdinir impurity PQ mixture	N/A		In stock
C0052.35	Cefdinir impurity TU mixture	N/A		In stock
C0094.12	Deacetylated cephalothiazide	N/A	 <p>The chemical structure shows a cephalothiazide core. It consists of a six-membered dihydrothiazine ring fused to a five-membered imidazolidinone ring. The dihydrothiazine ring has a methyl group at the 2-position and a carboxylic acid group at the 3-position. The imidazolidinone ring has a carbonyl group at the 4-position and an acetyl group at the 5-position. The acetyl group is shown as a carbonyl group bonded to a methyl group, with a chlorine atom attached to the methyl group, representing the deacetylated form.</p>	In stock
			 <p>HO, O</p>	

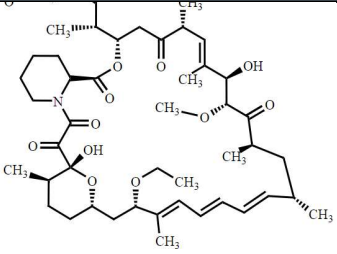
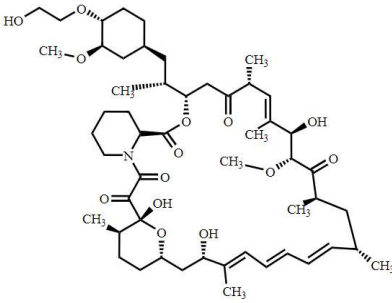
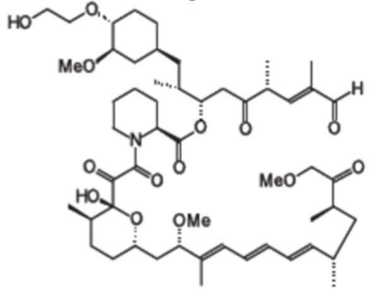
Featured Products

Catalog #	Product Name	CAS#	Structure	Stock Information
C0094.13	Cefathiamidine Impurity 13	28240-16-6		In stock
C0094.09	Cefathiamidine Impurity 9	28307-26-8		In stock
C0094.11	Cefathiamidine Impurity 11	33075-00-2		In stock
				

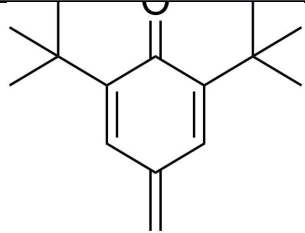
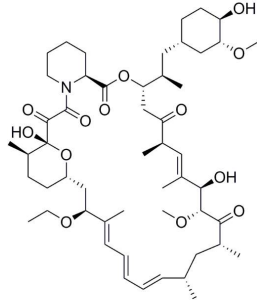
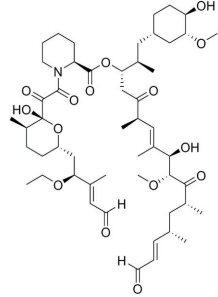
Featured Products

Catalog #	Product Name	CAS#	Structure	Stock Information
C0089.04	Cefoxitin EP Impurity B	N/A	 <p style="text-align: center;">and Epimer at C*</p>	In stock
C0089.07	Cefoxitin EP Impurity E	2395025-32-6		In stock
C0089.08	Cefoxitin EP Impurity F	2395025-37-1		In stock
				

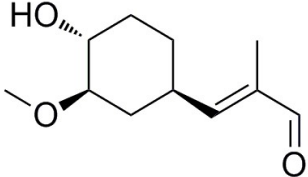
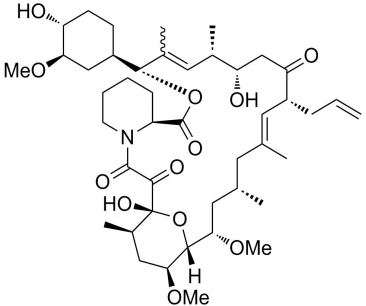
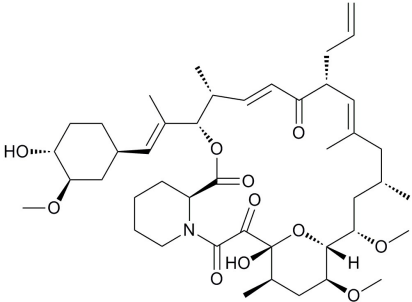
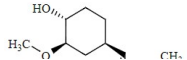
Featured Products

Catalog #	Product Name	CAS#	Structure	Stock Information
E0029.05	Everolimus Impurity 3	1704711-12-5	 <p>The structure shows a complex molecule with a central piperidine ring system. It features a long side chain containing a diene system, a methyl group, and a hydroxyl group. There are also several other methyl groups and a methoxy group attached to the structure.</p>	In stock
E0029.06	Everolimus Impurity 4	745779-75-3	 <p>This structure is very similar to Impurity 3, but it includes a hydroxyethyl ether group (-OCH2CH2OH) attached to the piperidine ring system. The rest of the molecule, including the diene side chain and various methyl and methoxy groups, is identical to Impurity 3.</p>	In stock
E0029.28	Everolimus Impurity 26	N/A	 <p>This structure is distinct from the previous two, featuring a piperidine ring with a hydroxyethyl ether group and a methoxy group. It has a long side chain with a diene system, a methyl group, and a terminal aldehyde group (-CHO). There are also several other methyl and methoxy groups attached to the structure.</p>	In stock

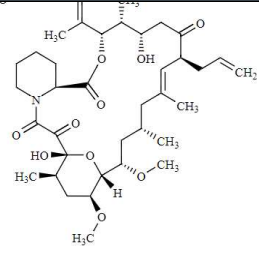
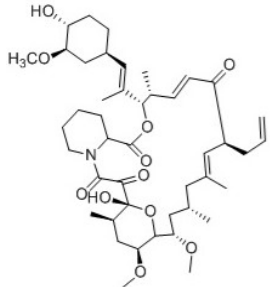
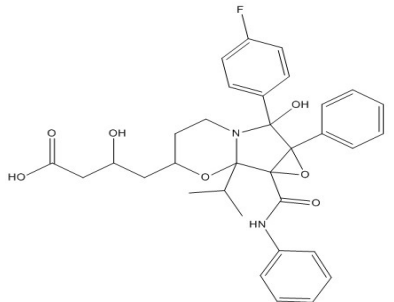
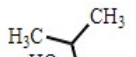
Featured Products

Catalog #	Product Name	CAS#	Structure	Stock Information
E0029.13	Everolimus Impurity 11	2607-52-5		In stock
S0013.03	Rapamycin Impurity 2	157054-84-7		In stock
S0013.08	Rapamycin Dialdehyde	500733-49-3		In stock

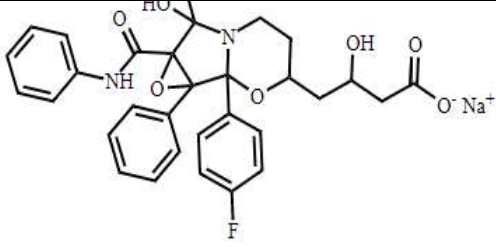
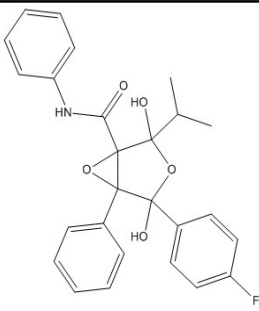
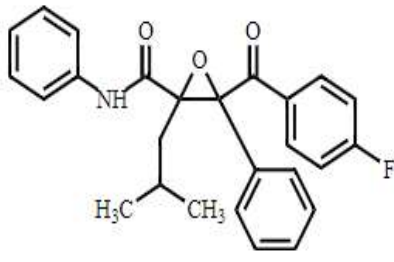
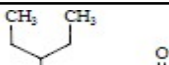
Featured Products

Catalog #	Product Name	CAS#	Structure	Stock Information
T0018.09	Tacrolimus Methyl Acryl Aldehyde	109466-74-2	 <p>The structure shows a cyclohexane ring with a hydroxyl group (HO) at the top position and a methoxy group (O-CH3) at the bottom-left position. A methyl acrylate side chain is attached to the ring at the bottom-right position.</p>	In stock
T0018.36	Tacrolimus Impurity 27	N/A	 <p>A complex polycyclic structure featuring a central piperidine ring. It includes multiple hydroxyl groups (HO), methoxy groups (OMe), and a methyl acrylate side chain. The structure is highly substituted with various functional groups and stereocenters.</p>	In stock
T0018.05	Tacrolimus Diene Impurity	104987-16-8	 <p>A complex polycyclic structure similar to Tacrolimus Impurity 27, but with a diene system (two double bonds) instead of a methyl acrylate side chain. It features a piperidine ring, multiple hydroxyl groups (HO), and methoxy groups (OMe).</p>	In stock
			 <p>A small chemical structure fragment showing a cyclohexane ring with a hydroxyl group (HO) and a methoxy group (H3C-O).</p>	

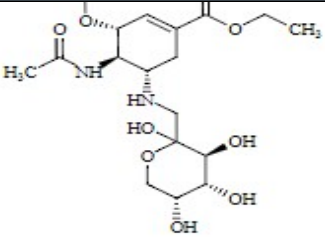
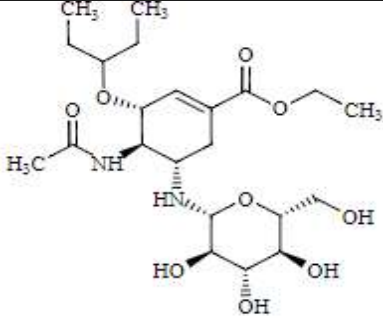
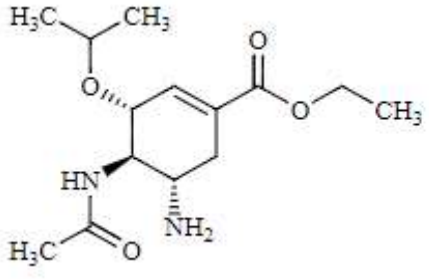
Featured Products

Catalog #	Product Name	CAS#	Structure	Stock Information
T0018.07	8-epi Tacrolimus	129212-35-7	 <p>The structure shows a complex polycyclic molecule with a piperidine ring, a decalin core, and various side chains including a methyl group, a hydroxyl group, and an allyl group.</p>	In stock
T0018.45	Tacrolimus Impurity 36	N/A	 <p>The structure is a complex polycyclic molecule similar to tacrolimus, featuring a piperidine ring, a decalin core, and multiple hydroxyl and methoxy groups.</p>	In stock
A0021.30	Atorvastatin Cyclic Isopropyl Impurity	873950-17-5	 <p>The structure shows a complex polycyclic molecule with a piperidine ring, a decalin core, and various side chains including a hydroxyl group, a methyl group, and a phenyl ring.</p>	In stock
			 <p>The structure shows a small molecule with a central carbon atom bonded to two methyl groups and a hydroxyl group.</p>	

Featured Products

Catalog #	Product Name	CAS#	Structure	Stock Information
A0021.31	Atorvastatin Cyclic Fluorophenyl Sodium	1315629-79-8		In stock
A0021.21	Atorvastatin Photo Degradation Product	873950-19-7		In stock
A0021.90	Atorvastatin Impurity 40	1246818-88-1		In stock
				

Featured Products

Catalog #	Product Name	CAS#	Structure	Stock Information
O0011.21	Oseltamivir Fructose adduct-1	NA	 <p>The structure shows a central benzene ring with an ethyl ester group at the para position and a fructose molecule attached at the other para position. The fructose is in its furanose form, linked to the benzene ring via its C2 oxygen. The benzene ring also has an acetamido group at the meta position and a methoxy group at the other meta position.</p>	In stock
O0011.19	Oseltamivir-Glucose Adduct 1	N/A	 <p>The structure shows a central benzene ring with an ethyl ester group at the para position and a glucose molecule attached at the other para position. The glucose is in its pyranose form, linked to the benzene ring via its C1 oxygen. The benzene ring also has an acetamido group at the meta position and a methoxy group at the other meta position.</p>	In stock
O0011.79	Oseltamivir Impurity 58	1052063-36-1	 <p>The structure shows a central benzene ring with an ethyl ester group at the para position and a methoxy group at the other para position. At the meta positions, there is an acetamido group and a primary amine group.</p>	In stock